

CPSG101 Carbon Footprint Infographic

By: Uma Trivedi

Present Day (8.45 CO2/yr)

Future Family (7.36 CO2/yr)




Live in: Apartment Building
5+ Units
Over 4,000 People
~500 residents

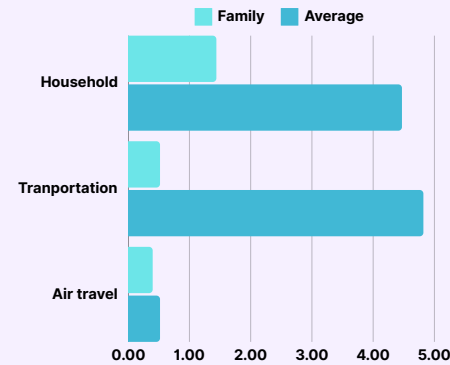
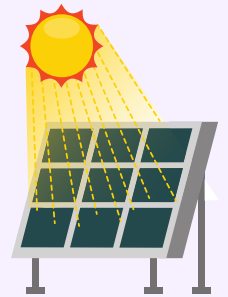


Live in: Detached single family home
2 residents
1,000-1,499 ft²


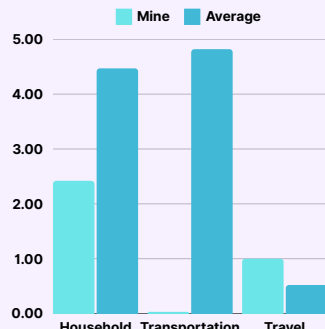
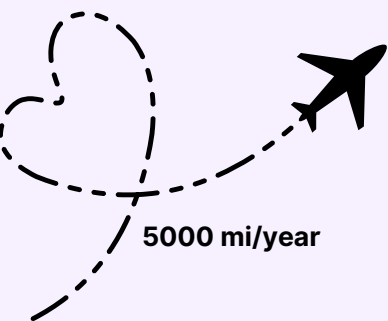
Some (1%-49%) powered by solar/wind/hydropower/nuclear



Fully (100%) powered by solar/wind/hydropower/nuclear




0 mi/week



50 mi/week

- Key differences:
- Larger house, but it is fully run my renewable energy
 - electric vehicles
 - less traveling by plane
 - more public transportation
 - less transportation overall



2000 mi/year

