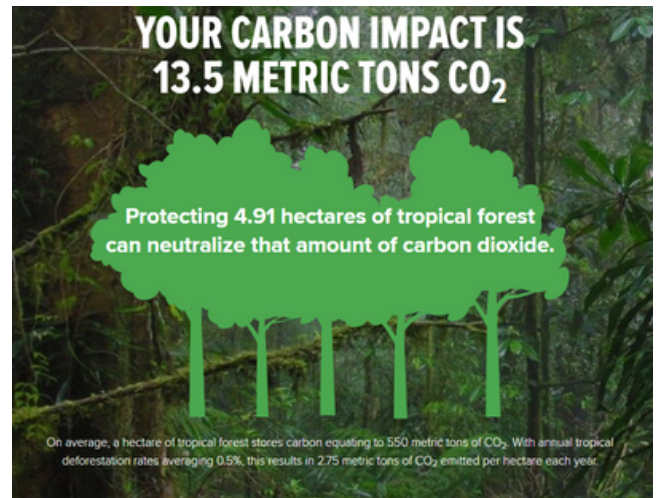
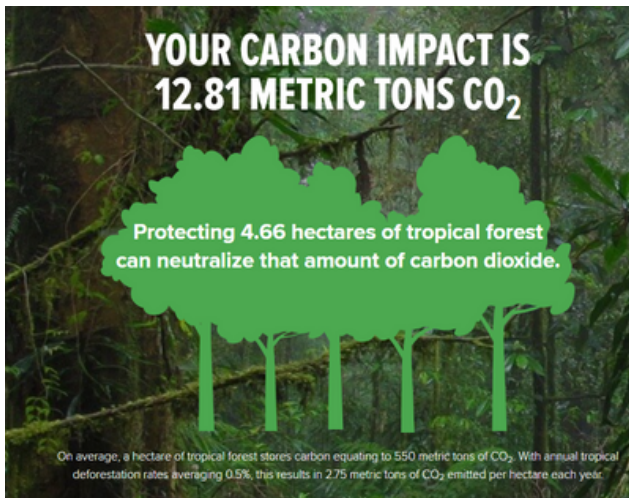
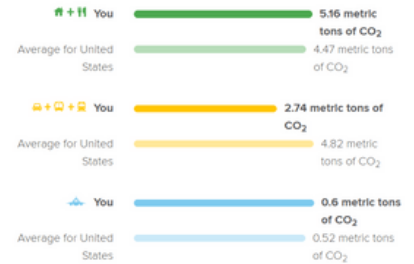
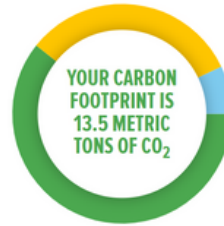
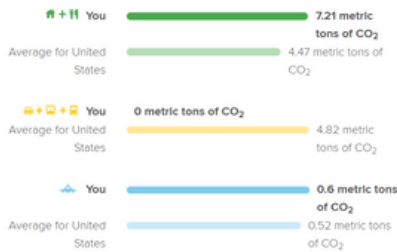


# CSPG101 Carbon Footprint infographic : Mark Nie

PRESENT DAY:  
ONE ROOMMATE

*future: family of 4*



## DIFFERENCES:

Between current day and future me, there is a noticeable rise in carbon impact.

Current me has the majority of my carbon footprint from housing and food as can be seen in the first pie chart being dominated by green. Future me has less of this as the housing is shared amongst four people instead of just two.

Right now I do not drive and walk everywhere on campus, rarely metroing or flying. This leads to a very low carbon footprint from transportation compared to future me who must get to work and fly more often, leading to a much higher transportation footprint.

I believe the higher footprint my adult self has is due to large increase to transportation use without owning a electric vehicle