

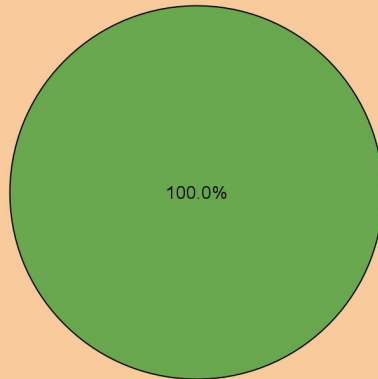
CPSG101 Carbon Footprint Infographic

Logan Bails

	Housing	Housing Size	Renewable Energy	Residents	Diet	Transportation	Travel	Total
Present	5+ Units	Over 4k	Some (1-49%)	100+	Meat	None	None	4.71 Tons
Future	Single	1000-1499	Some (1-49%)	4	Meat	Yes, Electronic	None	5.63 Tons

Present Emissions (tons CO2/yr)

● Housing and food

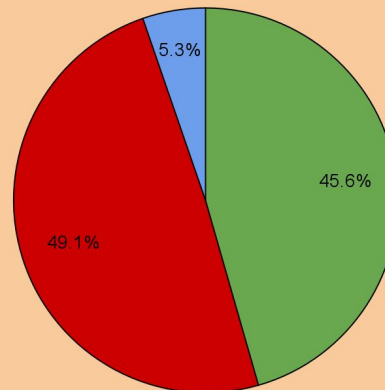


US Average Emissions (tons CO2/yr)

● Household and food

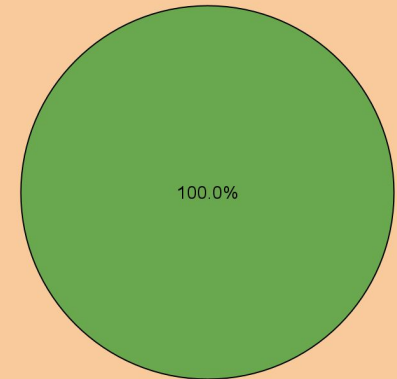
● Transportation

● Air Travel



Future Emissions (tons CO2/yr)

● Housing and food



Present: Given my current position, I am able to walk nearly everywhere I need to go on a weekly basis as well as never traveling by plane for vacations meaning my only emissions come from my dorm housing and diet that consist of lots of meat

Future: Having no plans to travel, in 25 years I hope to have an electric vehicle that I rely on for transportation to limit emissions meaning my carbon emissions will only come from my family, power, and diet