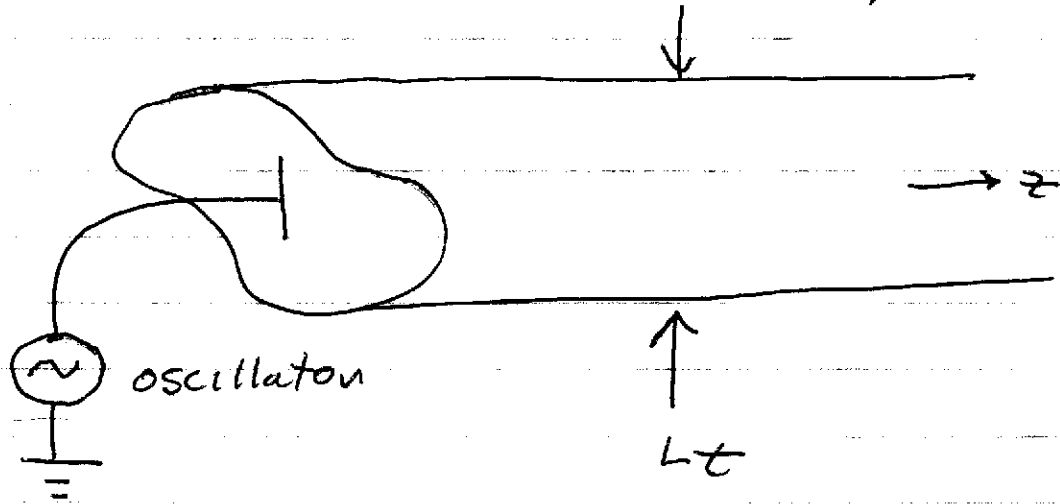


## Waveguides

Waveguides are used for transporting electromagnetic wave energy.



The antenna oscillates at some frequency  $\omega$ . For EM waves, need to solve the wave equation inside the guide. The wave equation takes the form

$$\begin{aligned} \nabla^2 \underline{u} - \frac{\omega^2}{c^2} u &= \frac{\partial^2}{\partial z^2} + \nabla_t^2 \\ &= \nabla_t^2 - k_z^2 \end{aligned}$$

where the wave propagates along the guide with a wavevector  $k_z$  that needs to be determined.

$\nabla_t^2$  comes from solving the equations in the transverse direction and matching the BC's.

Find  $\nabla_t^2 \sim -\frac{1}{L_t^2}$  so

$$-\frac{\omega^2}{c^2} \sim -\frac{1}{L_t^2} - k_z^2$$

or

$$k_z^2 \sim \frac{\omega^2}{c^2} - \frac{1}{L_t^2}$$

The wave can propagate as long as  $k_z^2 > 0$  or

$$\frac{\omega^2}{c^2} > \frac{1}{L_t^2}$$

Below the cutoff frequency  $\omega_c \sim c/L_t$  there is no propagation.

Ideal waveguides  $\Rightarrow$  ideal conducting boundaries

Assume  $\vec{B}, \vec{E} \sim e^{-i\omega t} e^{ik_z z}$

Interior to the guide have

$$\nabla \times \vec{E} = i\omega \vec{B}, \quad \nabla \cdot \vec{B} = 0$$

$$\nabla \times \vec{B} = -i\omega \mu_0 \epsilon_0 \vec{E}, \quad \nabla \cdot \vec{E} = 0$$

$$\Rightarrow \left( \nabla^2 + \mu_0 \epsilon_0 \omega^2 \right) \begin{pmatrix} \mathcal{H}_x \\ \mathcal{H}_y \\ \mathcal{H}_z \end{pmatrix} = 0$$

$$\Rightarrow \left( \nabla_t^2 + \mu_0 \epsilon_0 \omega^2 - k_z^2 \right) \begin{pmatrix} \mathcal{H}_x \\ \mathcal{H}_y \\ \mathcal{H}_z \end{pmatrix} = 0$$

$$\underline{E} = \underline{E}_t + E_z \hat{z}$$

Separate  $\underline{B}$  and  $\underline{E}$  into axial and transverse components. Define class of guide mode by the presence or absence of  $E_z, B_z$ .

Three basic mode types:

① (TEM) Transverse Electric and Magnetic

$$B_z, E_z = 0 \text{ everywhere}$$

② (TM) Transverse magnetic

$$\Rightarrow B_z = 0 \text{ but } E_z \neq 0$$

③ (TE) Transverse electric

First sketch picture of basic mode structure.

For TE, TM modes solve the wave eqn

for  $E_z$  or  $B_z$  with appropriate BCs

$$\left( \nabla_t^2 + \mu \epsilon \omega^2 - k^2 \right) \begin{pmatrix} E_z \\ B_z \end{pmatrix} = 0$$

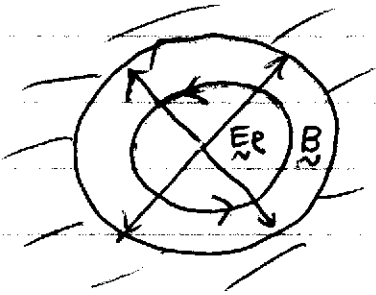
$\Rightarrow$  Solve for other components using MES.

For TEM use MES with  $B_z = E_z = 0$ .

TEM modes  $E_z, B_z = 0$

Can a TEM mode exist in a simple cylindrical guide?

Since  $\nabla \cdot \vec{B} = 0$  and  $\vec{B} \cdot \hat{n} = 0$ , lines of  $\vec{B}$  must close on themselves



$\vec{B}$  must be azimuthal.  
From Faraday's law

$$\nabla \times \vec{E} - i\omega \vec{B} = 0$$

Operate with  $\hat{z} \times$

$$\begin{aligned} \hat{z} \times (\nabla \times \vec{E}) &= \cancel{\nabla E_z} - \frac{\partial}{\partial z} \vec{E} = -\frac{\partial}{\partial z} \vec{E}_t \\ &= i\omega \hat{z} \times \vec{B}_t \end{aligned}$$

$$\vec{E}_t = -\frac{\omega}{k} \hat{z} \times \vec{B}_t$$

$\Rightarrow \vec{E}_t$  is radial

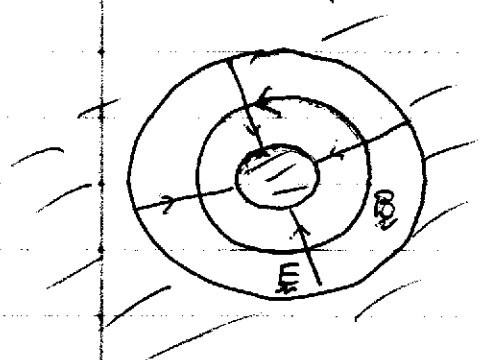
But

$$\nabla \cdot \vec{E} = 0 \Rightarrow \frac{1}{\rho} \frac{\partial}{\partial \rho} \rho E_\rho = 0$$

$\Rightarrow \rho E_\rho = \text{const.}$  since  $E_\rho$  must be bounded at  $\rho=0$ .

$\Rightarrow$  no TEM modes in a simple guide

What about a guide with a conducting core?



Wave with  $B_{\phi}, E_e$ ?

$$\nabla \cdot \vec{E} = 0 \Rightarrow \frac{1}{r} \frac{\partial}{\partial r} r E_e = 0$$

$$E_e \sim \frac{1}{r} \Rightarrow \text{OK since } r \neq 0.$$

$$\nabla \times \vec{E} = i\omega \vec{B}$$

$$\nabla \times \vec{B} = \mu_0 \epsilon_0 (-i\omega) \vec{E}$$

$$(\nabla \times \vec{E})_{\phi} = i\omega B_{\phi}$$

$$(\nabla \times \vec{B})_e = \frac{1}{c^2} (-i\omega) E_e$$

$$\frac{\partial}{\partial z} E_e = i\omega B_{\phi}$$

$$-ik B_{\phi} = \frac{1}{c^2} (-i\omega) E_e$$

$$k E_e = \omega B_{\phi}$$

$$k B_{\phi} = \frac{\omega}{c^2} E_e$$

$\Rightarrow$

$$k \left( \frac{kc^2}{\omega} \right) B_{\phi} = \omega B_{\phi}$$

$$k^2 = \frac{\omega^2}{c^2} \Rightarrow \text{same as free space dispersion relation}$$

$\Rightarrow$  TEM modes don't have a cutoff frequency

$\Rightarrow$  wave equation does not involve  $\nabla_t$ .

Poynting vector for TEM

$$\vec{S} = \frac{1}{2} \hat{z} \cdot \vec{E} \times \vec{B} = \frac{1}{2} \hat{z} \cdot E_0 \times B_0^* \frac{1}{\mu_0}$$

$$= \frac{1}{2} E_0 B_0^* \frac{1}{\mu_0}$$

$$= \frac{1}{2} \frac{\omega}{k} |B_0|^2 \frac{1}{\mu_0}$$

$$= c \frac{1}{2} \frac{1}{\mu_0} |B_0|^2 = c \bar{u}$$

with  $\bar{u} = \frac{1}{2} \frac{1}{\mu_0} |B_0|^2$  the wave  
energy  
density

⇒ recall that

$$\bar{u} = \frac{1}{4} \left( \frac{1}{\mu_0} |B_0|^2 + \epsilon_0 |E_0|^2 \right)$$

with

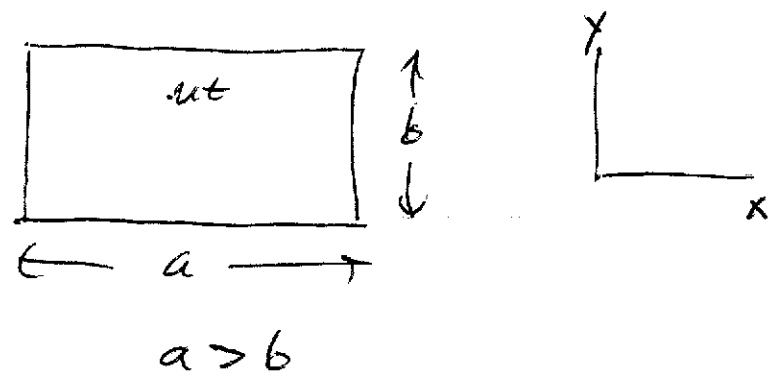
$$\frac{1}{\mu_0} |B_0|^2 = \epsilon_0 |E_0|^2$$

# Transverse Electric (TE) and Magnetic (TM) Waves

TE waves  $\Rightarrow E_z = 0$  every where


TM waves  $\Rightarrow B_z = 0$  every where

Consider TE mode in rectangular waveguide




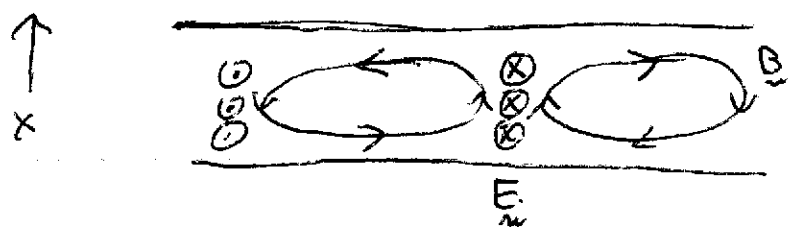
$E_z = 0$  every where

$$\left( \nabla_{\perp}^2 + \frac{u\omega^2}{c^2} - k^2 \right) B_z = 0$$



What is lowest order mode  $\Rightarrow$  want small  $\nabla_{\perp}^2$

$$\Rightarrow \frac{\partial}{\partial y} = 0$$



Have  $B_z, B_x, E_y$

sign of  $E_z$  from  $\nabla_{\perp}^2 B_z > 0$

### Boundary conditions?

$E_y = 0$  at  $x=0, a$   
 $B_x = 0$

~~$\nabla \times \underline{B} = -i\omega \mu \underline{E}$~~

$ik B_x - \frac{\partial}{\partial x} B_z = -i\omega \mu \underline{E}_y$

$\Rightarrow \boxed{\frac{\partial}{\partial x} B_z = 0}$  at  $x=0, a$

general B.C  
 $\nabla \cdot \underline{B} = 0$

$\left( \frac{\partial^2}{\partial x^2} + \frac{\mu \epsilon \omega^2}{c^2} - k^2 \right) B_z = 0$

$B_z = B_{z0} e^{-i\omega t} e^{ikz} \cos\left(\frac{m\pi x}{a}\right)$

$m=1, 2, 3, \dots$

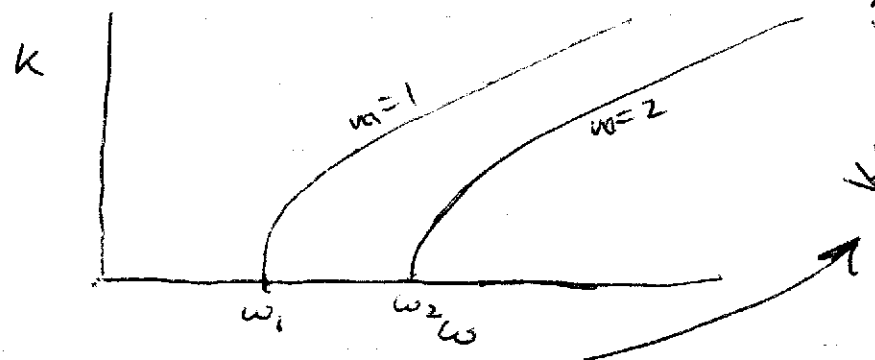
~~$\frac{\partial}{\partial x} B_x + ik B_z = 0$~~

$k^2 = \frac{\omega^2}{c^2} \mu \epsilon - \frac{m^2 \pi^2}{a^2}$

$k = \frac{\omega}{c} \sqrt{\mu \epsilon} \sqrt{1 - \frac{V_g^2}{c^2}}$

$V_g = \frac{kc^2}{\omega \mu^2}$

$V_g \rightarrow 0$  as  $\omega \rightarrow \omega_c$



$\omega_c = \frac{\pi c}{a \mu n}$

cut off frequency  
 $\Rightarrow$  no propagation below  $\omega_c$

$\Rightarrow$  select frequency so only single mode propagates



Other components

$$\frac{\partial}{\partial x} B_x + ik B_z = 0$$

$$\frac{\partial}{\partial x} B_x = -ik B_{z0} e^{-i\omega t} e^{ikz} \cos\left(\frac{m\pi x}{a}\right)$$

$$B_{x0} = -ik B_{z0} \left(\frac{\sin \frac{m\pi x}{a}}{a}\right) \frac{a}{m\pi}$$

$$\frac{\partial}{\partial t} \vec{B} + \nabla \times \vec{E} = 0$$

$$-i\omega B_{x0} + (-ik E_{y0}) = 0$$

$$E_{y0} = -\frac{\omega}{k} B_{x0} \Rightarrow E_y \sim \sin\left(\frac{m\pi x}{a}\right)$$

Poynting flux yields energy flux down guide  $\Rightarrow P$

$$P = \int dx dy \bar{S}_z = \frac{1}{2} \int dx dy (-E_{y0} B_{x0}^*) \frac{\sin^2\left(\frac{m\pi x}{a}\right)}{\mu_0} \frac{1}{\mu_0}$$

$$= \frac{1}{4} \frac{ab}{\mu_0} \frac{\omega}{k} |B_{x0}|^2 = \frac{1}{4} ab \frac{\omega}{k} k^2 \frac{|B_{z0}|^2}{\mu_0} \frac{a^2}{\pi^2}$$

average energy

$$\int dx dy \bar{u} = \frac{1}{2} \left( \frac{1}{2} \epsilon_0 |E_{y0}|^2 + \frac{1}{2\mu_0} (|B_{x0}|^2 + |B_{z0}|^2) \right) \frac{1}{2} ab$$

$$= \frac{1}{8} \left( \left( \epsilon_0 \frac{\omega^2}{k^2} + \frac{1}{\mu_0} \right) B_{x0}^2 + B_{z0}^2 \frac{1}{\mu_0} \right) ab$$

$$\frac{1}{8\mu_0} \left[ \frac{\pi^2}{a^2} k^2 |B_{z0}|^2 \frac{a^2}{\pi^2} + |B_{x0}|^2 \right]$$

$$= \frac{1}{8\mu_0} \left[ \left( 2 + \frac{\pi^2}{k^2 a^2} \right) k^2 \frac{a^2}{\pi^2} + 1 \right] |B_{z0}|^2 ab$$

$$\int dx dy \bar{u} = \frac{|B_{z0}|^2}{8\mu_0} 2\left(1 + \frac{k^2 a^2}{\pi^2}\right) ab$$

$$= \frac{|B_{z0}|^2}{4\mu_0} \left(\frac{\omega^2 \mu_0 \epsilon_0 a^2}{\pi^2}\right) ab$$

$$\int dx dy \bar{S}_z = \frac{1}{\omega} \frac{1}{\mu_0 \epsilon_0} k \int dx dy \bar{u}$$

$$\hbar k = \hbar \omega v_g \mu_0 \epsilon_0 \Rightarrow v_g = \frac{k}{\omega} \frac{1}{\mu_0 \epsilon_0}$$

$$v_g = \frac{d\omega}{dk}$$

$$P = \int dx dy \bar{S}_z = v_g \int dx dy \bar{u}$$

$\Rightarrow$  the energy propagates down the guide at the group velocity

Energy absorption by the walls

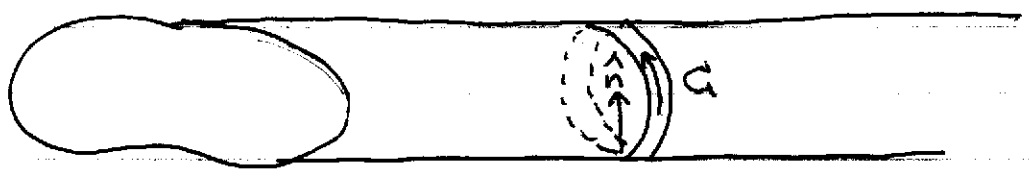
$\Rightarrow$  retain finite conductivity

$\Rightarrow$  small imaginary contribution to  $k$

$$P \sim e^{-2k_I z} \quad k \Rightarrow k + i k_I$$

$$- \frac{dP}{dz} = 2k_I P = \frac{\text{energy loss rate}}{\text{unit distance along } z}$$

$$= - \oint_{\partial V} d\ell \cdot \vec{S} \cdot \hat{n}$$



Previously calculated the energy flux into the conductor

$$\Rightarrow -\hat{n} \cdot \vec{S} = \frac{\omega s}{4\mu_0} |B_t|^2$$

$$K_I = \frac{1}{8P} \frac{\omega s}{\mu_0} \oint_a dl |B_t|^2$$

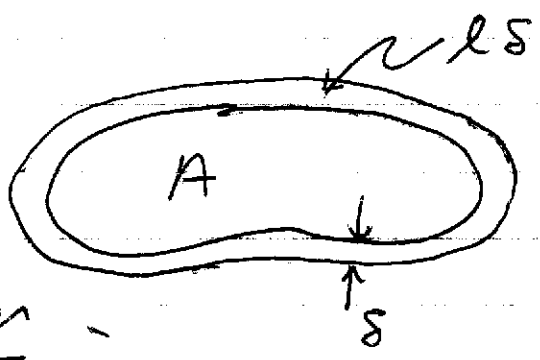
$$P \sim \frac{1}{2\mu_0} \frac{1}{2} \cdot (\vec{E}_{to} \times \vec{B}_{to}^*) A$$

$$\sim \frac{1}{2\mu_0} \frac{\omega |B|^2}{k} A$$

$$K_I \sim \frac{\omega s}{\mu_0} \frac{l |B|^2}{\frac{\omega |B|^2}{k} \frac{1}{\mu_0} A} \sim k \frac{sl}{A}$$

$$\frac{K_I}{k} \sim \frac{sl}{A}$$

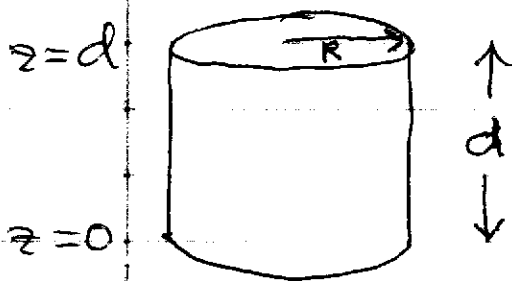
$\sim$  area with power inside conductor  
interior area of guide



## Right circular resonance cavity

Waveguides are designed to transport EM wave energy. A resonance cavity has caps at each end to reflect the waves.

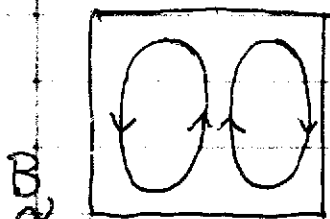
Consider a right circular cylinder of radius  $R$  and length  $d$ .



Investigate TE waves in this cavity.

$$\Rightarrow E_z = 0$$

$$B_z \neq 0 \text{ but } B_z = 0 \text{ at } z = 0, d.$$



$m=0$   
mode

$$\Rightarrow B_e \neq 0$$

$$B_z = B_{z0}(e, \alpha) \sin\left(\frac{p\pi z}{d}\right)$$

$$\nabla_t^2 B_{z0} + \underbrace{\left( \frac{\mu \epsilon \omega^2}{c^2} - k^2 \right)}_{\gamma^2} B_{z0} = 0$$

$$\frac{\partial}{\partial r} B_{z0} \Big|_{r=R} = 0 \implies \text{same as waveguide}$$

~~$$k = \frac{p\pi}{d} \quad \frac{\mu \epsilon \omega^2}{c^2} - k^2 = \gamma^2$$~~

~~$$B_{z0} = B_0 J_m(\gamma r) e^{\pm im\phi}$$~~

$$\implies \text{B.C. } J_m'(\gamma R) = 0$$

$$\gamma R = X'_{mn} \implies \gamma = \frac{X'_{mn}}{R}$$

$$J_m'(X'_{mn}) = 0$$

$X'_{mn}$  are tabulated

~~$$\frac{\mu \epsilon \omega^2}{c^2} - k^2 = \frac{X_{mn}^2}{R^2}$$~~

$X'_{mn}$  smallest for  $m=1$

$X'_{11} = 1.841$

$$\omega^2 = \left( \frac{p^2 \pi^2}{d^2} + \frac{X_{mn}^2}{R^2} \right) \frac{c^2}{\mu \epsilon}$$

~~$p, m, n$  integers~~  $m=0, 1, 2, \dots$   
 $p, n=1, 2, 3, \dots$

$\implies$  resonant frequencies of the cavity.

## Q of a cavity

Let  $\bar{U}$  = total stored energy in a cavity. Due to Joule heating of the walls, the energy will decrease with time,

$$\frac{1}{\bar{U}} \frac{d\bar{U}}{dt} \equiv -\frac{\omega}{Q}$$

$$\Rightarrow \bar{U} \sim e^{-\frac{\omega}{Q}t}$$

with  $\omega$  the cavity resonant frequency,

large  $Q \Rightarrow$  small energy loss rate

Poynting flux into walls

$$-\vec{S} \cdot \hat{n} \sim \frac{|Bd|^2}{4\mu_0} \ll K\delta$$

$\Rightarrow$  integrate over surface area  $A$ .

$$\text{rate of power loss} \sim \frac{|Bd|^2}{4\mu_0} \omega AS \sim \frac{d}{dt} \bar{U}$$

$$\bar{U} \sim \frac{B^2}{4\mu_0} V \quad \Rightarrow \quad V = \text{cavity volume}$$

$$\omega AS \sim \frac{\omega}{Q} V \quad \Rightarrow \quad Q = \frac{V}{AS} = \frac{\text{vol. cavity}}{\text{Vol in conductor}}$$

$\Rightarrow Q$  large

## Resonant width of a cavity

The dissipation in a cavity produces a finite band width of the resonant frequency of the cavity. The lifetime of the energy

$$\tau \sim \frac{Q}{\omega}$$

The cavity cannot sense a frequency shift  $\Delta\omega$  smaller than

$$\Delta\omega \tau \sim \frac{\Delta\omega Q}{\omega} < 1$$

or

$$\frac{\Delta\omega}{\omega} < \frac{1}{Q}$$

$\Rightarrow$  this is the cavity band width.

$\Rightarrow$  Within  $\Delta\omega$  of  $\omega$  the cavity can reach its maximum energy density.