


# CPSG101 CARBON FOOTPRINT INFOGRAPHIC

By: Ashley Ireland





## CARBON FOOTPRINT BREAKDOWN...

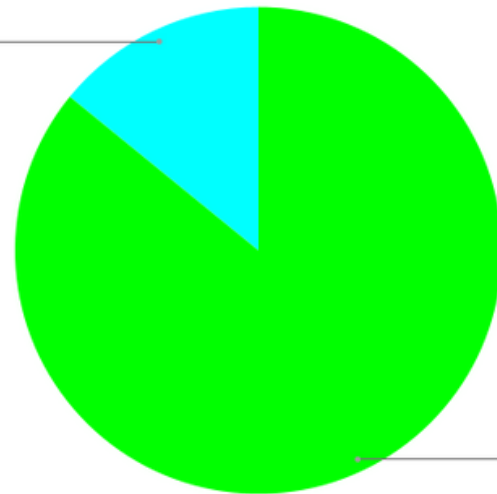
Values measured in trees

	My CURRENT household/lifestyle	My FUTURE family's (3 people) household/lifestyle
Total Carbon Footprint	156	646
Household Footprint	69	243
Transportation Footprint	10	0
Travel Footprint	20	71

### PER CAPITA FOOTPRINT OF MY FUTURE FAMILY:

-  = Travel (14.1%)
-  = Household (85.9%)

Travel  
14.1%



Household  
85.9%

#### Where's Transportation?

My future family will not have a Transportation Footprint because we will own electric cars!



### WHY ARE MY CURRENT AND FUTURE FOOTPRINTS SO DIFFERENT?

To start off, my household footprint for my family is greater because there are more people to support, hence more energy has to be used to sustain our lifestyle.

Next, I currently do not own an electric car, so I rely on vehicles that require gasoline. However, in the future, I plan to only own electric vehicles. Finally, as a college student, I do very limited traveling. As I get older, I would like to explore more of the world, but this does require my family to have a higher transportation footprint due to more plane rides and hotel stays.

